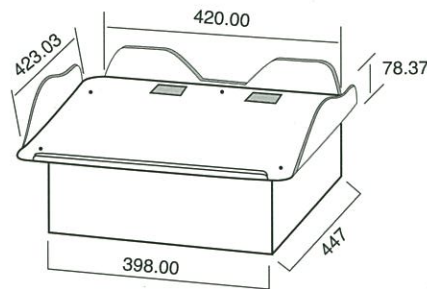


DIMENSIONS



Special Features of HOT BANK

- ① HOTBANK heats up in about two and half minutes initially.
- ② HOTBANK can be reheated within 60 seconds or less.
- ③ HOTBANK is light and easy to handle.
- ④ HOTBANK is simple to use and has no moving parts resulting in low maintenance.
- ⑤ HOTBANK's heating surface never gets hot so it is safe to use.
- ⑥ HOTBANK has self-diagnostic feature with alarm.
- ⑦ HOTBANK's heating element (pellet) retains heat for a minimum of 30 minutes.
- ⑧ HOTBANK can be installed in tight spaces with available specially designed shelf.

SPECIFICATIONS

MODEL NUMBER	HB-2200	HB-1000
Power requirements	208-240V	95-125V
Amperage	6amps	12amps
Power range	600W-1200W	600W-1200W
Voltage	208-240V 60Hz	95-125V 50/60Hz
Weight	8.5kg Net / 12kg Packaged	8.5kg Net / 12kg Packaged
Packaging dimensions	600 × 600 × 290 (mm)	600 × 600 × 290 (mm)
Heater dimensions	500 × 498 × 228 (mm)	500 × 498 × 228 (mm)
Heater dimensions with pouch locator	423 × 420 × 78 (mm)	423 × 420 × 78 (mm)
Warranty	One year limited warranty	One year limited warranty



HOT BANK[®]
Induction Heating System



HOT BANK



Our new **HOT BANK** induction heating pizza delivery system allows pizza stores to deliver hot pizzas right to the customers' doorsteps.

HOT BANK heats up the special heating element that is installed inside a special delivery pouch that retains the heat for a prolonged period of time. Now pizzas can be delivered at the ideal temperature of 75 to 80 degrees Celcius to the customers.

INSTRUCTION


1. The delivery pouch with the special pellet installed is placed on the induction heater. (The red CHARGE lamp lights up indicating the delivery pouch is charging.)

* If three SENSOR lamps blink with an alarm sound, remove and reposition the delivery pouch.

2. After about two and half minutes, the green READY lamp will light up indicating that the delivery pouch is fully charged.


* After the first charge, recharges will take approximately 60 seconds or less, depending on the residual temperature in the pellet.

3. The delivery pouch is ready to use for delivery.



Caution

Do not remove the heating pellet from the delivery pouch. It has temperature control sensor built in.



INDUCTION HEATER

1. Induction heater is light and easy to handle
2. No moving parts so that it needs little maintenance.
3. Self-diagnostic feature with alarm.
4. Care should be taken to place no metal items on it.




DELIVERY POUCH



1. Specially designed to hold the heated pellet.
2. Durable
3. Is designed to keep the moisture away from the pizza and delivery box.

PELLET

1. Made of special metal alloy and plastic alloy to retain heat for a prolonged period of time.
2. Made to withstand up to 400 degrees Celcius.
3. Has temperature control sensor built in.
4. Made of food-safe material.



HEAT BARRIER PLATE

1. Special plate designed to keep the heat in the pouch and away from the delivery personnel.

